



Assignment for Summative Assessment – II (2019 – 20)

Sub : Computer

Grade : I

Q-1. Choose the correct answers from the following.

1. Which key do we use to type numbers?
 - a. Alphabet
 - b. **Number**
 - c. Enter
2. Which key do we use to give space between words and numbers?
 - a. Alphabet
 - b. **Space Bar**
 - c. Delete
3. Which is the longest key in the keyboard?
 - a. **Space Bar**
 - b. Back Space
 - c. Shift
4. Pressing the left mouse button once is called.
 - a. **Left-Click**
 - b. Grouping
 - c. Click
5. To double-click the mouse press the left button.
 - a. **Twice**
 - b. Once
 - c. Single
6. Tux-paint can be used for.
 - a. Type letter
 - b. **Draw picture**
 - c. Type number
7. Tux paint has tool that we can use to draw.
 - a. Help box
 - b. **Tool box**
 - c. Option box
8. This is the white space we draw.
 - a. Colour box
 - b. **Drawing area**
 - c. Tool box
9. This displays a message or tips on how to draw?
 - a. Colour box
 - b. **Help box**
 - c. Option box
10. A wire connect mouse to the.
 - a. CPU
 - b. **Monitor**
 - c. Keyboard
11. Which key do we use to type letters?
 - a. **Alphabet key**
 - b. Number key
 - c. Shift key

12. Which key do we use to give space between words and numbers?

- a. Space bar b. Number key c. Help box

Q-2. Write 'T' for true and 'F' for false.

1. Number key are used to write your name. [F]
2. A mouse has many keys. [F]
3. A computer mouse has a scroll wheel. [T]
4. A computer mouse need food to eat. [F]
5. The scroll wheel is a part of the mouse. [T]
6. The left click is used to select items on the monitor. [T]
7. Pressing the left button of a computer mouse twice quickly is called clicking. [T]
8. The mouse pointer moves to the right when we move the mouse to the left. [F]

Q-3. Fill in the blanks.

[**movies, monitor, screen, starters, fill, two, mouse pointer, left click**]

1. **Starters** _____ are ready made outline of drawing.
2. A computer mouse has **two** _____ buttons.
3. A **monitor** _____ looks like a television.
4. The face of a monitor is called its **screen** _____.
5. We can watch **movies** _____ and cartoons on a monitor.
6. **Fill** _____ is an option available for the magic tool.
7. The arrow on the screen of the monitor is called the **mouse pointer** _____.
8. We press the left button once to **left click** _____ the mouse.

Q-4. Answer in one word.

1. Which part of a computer helps us to play games?

A. **Mouse** _____.

2. Which part of a computer looks like a television?

A. **Monitor** _____.

3. Which part of a computer helps us to type?

A. **Keyboard** _____.

4. How many buttons does a mouse have?

A. **Two** _____.

5. Which part of the computer know as the brain of the computer?

A. **CPU** _____.

6. Which key do we use to move the cursor to the nex tline?

A. **Enter** _____.

7. Which key do we use to delete letters and numbers?

A. **Delete / Backspace** _____.

Q-5. Rearrange the letters to name the part of the Tux Paint Screen:

1. DWINGRA AARE **DRAWING AREA** _____

2. OOLT OXB **TOOL BOX** _____

3. CLORO XOB **COLOR BOX** _____

4. ELPH BOX **HELP BOX** _____

5. PTIONO XOB **OPTION BOX** _____

6. RUSHBES **BRUSHES** _____

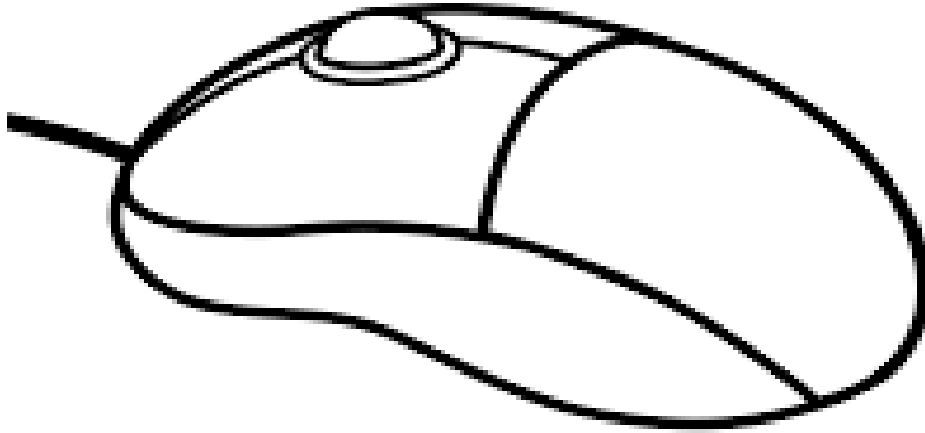
7. RASERE **ERASER** _____

8. SHPESA **SHAPES** _____

9. INTPA **PAINT** _____

10. PEON **OPEN** _____

Q-6. Label the parts of the mouse.

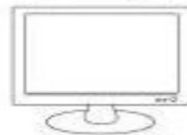


Q-7. Match the following.

Mouse



Keyboard



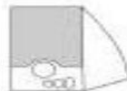
Speakers



CPU



Printer



Monitor



Q-8. Solve the parts of a computer puzzles.

B	T	E	R	A	W	T	F	O	S	S	M	Y	O
R	R	T	N	S	U	S	R	E	K	A	E	P	S
B	A	O	O	W	S	Y	E	B	N	D	P	R	B
Y	O	R	W	O	B	N	C	D	O	R	R	F	S
T	D	T	R	S	B	E	H	P	D	A	I	O	C
R	A	K	O	E	E	E	C	S	U	O	N	L	R
R	T	B	E	A	P	R	R	N	E	B	T	D	E
N	U	N	L	Y	O	U	A	O	B	R	E	E	E
K	E	Y	S	E	B	E	E	C	D	E	R	R	N
A	O	B	L	F	E	O	S	I	V	H	E	S	E
I	G	A	M	E	S	N	A	U	D	T	I	M	U
N	O	T	E	S	N	E	G	R	O	O	P	R	I
H	R	O	T	I	N	O	M	B	D	M	U	Y	E
E	B	N	D	A	R	O	O	T	S	R	R	N	T

WORDS:

1. MONITOR
2. KEYBOARD
3. MOUSE
4. PRINTER
5. SPEAKER
6. KEYS
7. SCREEN
8. DVD
9. SEARCH
10. CPU

Q-9 Color the keys with the given color codes:

Shift key – Red, Spacebar – Blue, Backspace – Yellow, Enter key – Pink, Delete key - Brown

